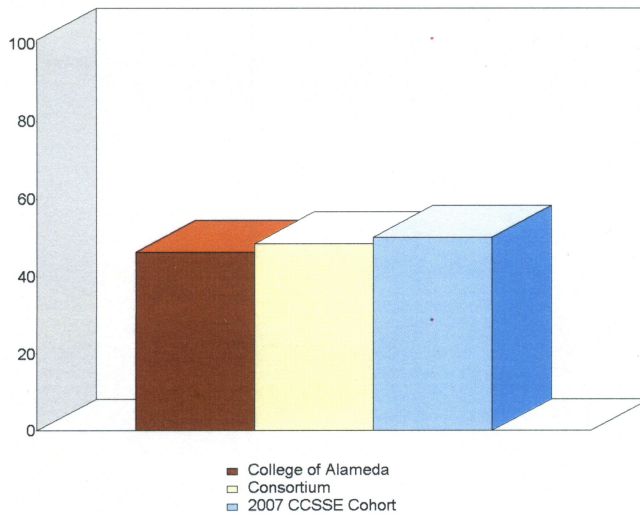


Student Effort
Bar Charts and Benchmark Item Composition - All Students

Description - Students' own behaviors contribute significantly to their learning and the likelihood that they will successfully attain their educational goals.



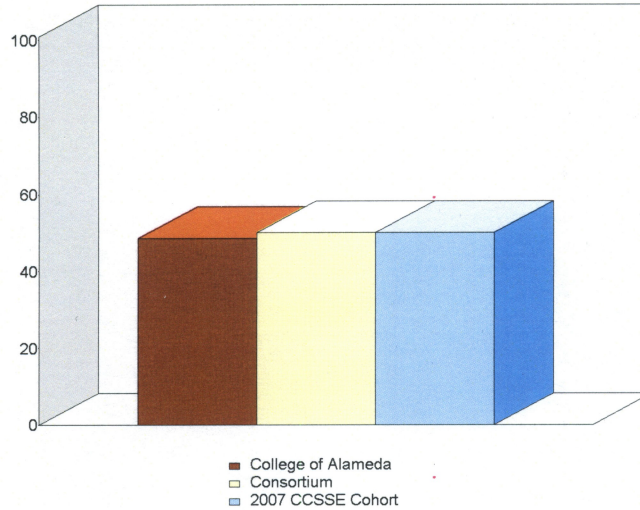
	Benchmark Scores		
	College of Alameda	Consortium	2007 CCSSE Cohort
All Students	46.3	48.5	50.0

Student Effort	Your College Mean	Other Consortium Colleges Mean	Above/Below Mean	2007 CCSSE Cohort Mean	Above/Below Mean
4c. Prepared two or more drafts of a paper or assignment before turning it in	2.36	2.43		2.47	
4d. Worked on a paper or project that required integrating ideas or information from various sources	2.58	2.67		2.70	
4e. Came to class without completing readings or assignments	1.91	1.93		1.88	
6b. Number of books read on your own (not assigned) for personal enjoyment or academic enrichment	2.19	2.14		2.07	
10a. Preparing for class (studying, reading, writing, rehearsing, doing homework, or other activities related to your program)	1.78	1.90		1.88	
13d1. Frequency: Peer or other tutoring	1.45	1.49		1.45	
13e1. Frequency: Skill labs (writing, math, etc.)	1.77	1.70		1.70	
13h1. Frequency: Computer lab	1.74	1.96	▼	2.09	▼

[NOTE: Directional arrows in charts highlight those items where your college falls notably above or below the mean of your comparison group. The items listed are significant at $p < .001$ with an effect size greater than or equal to .2.]

Academic Challenge Bar Charts and Benchmark Item Composition - All Students

Description - Challenging intellectual and creative work is central to student learning and collegiate quality. Ten survey items address the nature and amount of assigned academic work, the complexity of cognitive tasks presented to students, and the standards faculty members use to evaluate student performance.



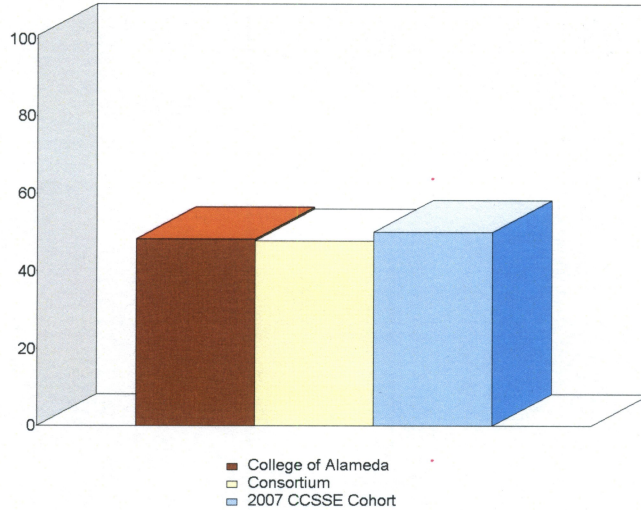
Benchmark Scores			
	College of Alameda	Consortium	2007 CCSSE Cohort
All Students	48.6	50.0	50.0

Academic Challenge	Your College Mean	Other Consortium Colleges Mean	Above/Below Mean	2007 CCSSE Cohort Mean	Above/Below Mean
4p. Worked harder than you thought you could to meet an instructor's standards or expectations	2.52	2.45		2.52	
5b. Analyzing the basic elements of an idea, experience, or theory	2.87	2.85		2.82	
5c. Synthesizing and organizing ideas, information, or experiences in new ways	2.74	2.70		2.69	
5d. Making judgments about the value or soundness of information, arguments, or methods	2.51	2.54		2.53	
5e. Applying theories or concepts to practical problems or in new situations	2.56	2.61		2.62	
5f. Using information you have read or heard to perform a new skill	2.80	2.70		2.72	
6a. Number of assigned textbooks, manuals, books, or book-length packs of course readings	2.68	2.85		2.85	
6c. Number of written papers or reports of any length	2.74	2.83		2.81	
7. Mark the box that best represents the extent to which your examinations during the current school year have challenged you to do your best work at this college	4.81	4.91		5.00	
9a. Encouraging you to spend significant amounts of time studying	2.86	3.00		2.94	

[NOTE: Directional arrows in charts highlight those items where your college falls notably above or below the mean of your comparison group. The items listed are significant at $p < .001$ with an effect size greater than or equal to .2.]

Student-Faculty Interaction Bar Charts and Benchmark Item Composition - All Students

Description - In general, the more contact students have with their teachers, the more likely they are to learn effectively and persist toward achievement of their educational goals. Through such interactions, faculty members become role models, mentors, and guides for continuous, lifelong learning.



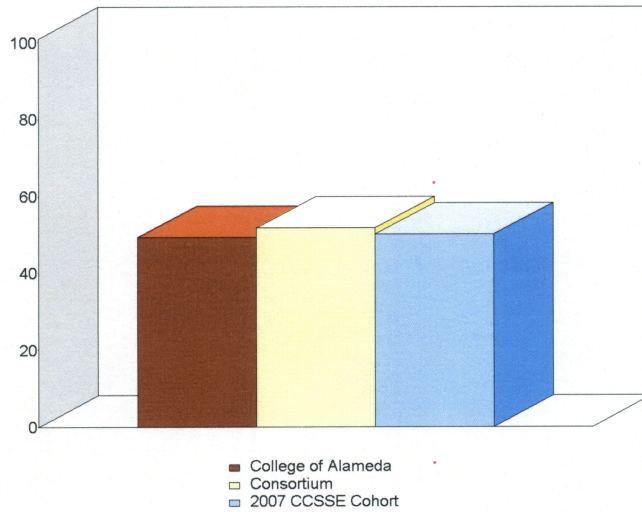
Benchmark Scores			
	College of Alameda	Consortium	2007 CCSSE Cohort
All Students	48.3	47.8	50.0

Student-Faculty Interaction	Your College Mean	Other Consortium Colleges Mean	Above/ Below Mean	2007 CCSSE Cohort Mean	Above/ Below Mean
4k. Used email to communicate with an instructor	2.02	2.33	▼	2.41	▼
4l. Discussed grades or assignments with an instructor	2.36	2.36		2.49	
4m. Talked about career plans with an instructor or advisor	2.02	1.96		1.99	
4n. Discussed ideas from your readings or classes with instructors outside of class	1.88	1.69	▲	1.72	
4o. Received prompt feedback (written or oral) from instructors on your performance	2.62	2.56		2.65	
4q. Worked with instructors on activities other than coursework	1.54	1.36	▲	1.39	▲

[NOTE: Directional arrows in charts highlight those items where your college falls notably above or below the mean of your comparison group. The items listed are significant at $p < .001$ with an effect size greater than or equal to .2.]

Support for Learners Bar Charts and Benchmark Item Composition - All Students

Description - Students perform better and are more satisfied at colleges that are committed to their success and cultivate positive working and social relationships among different groups on campus.



Benchmark Scores			
	College of Alameda	Consortium	2007 CCSSE Cohort
All Students	49.3	51.6	50.0

Support for Learners	Your College Mean	Other Consortium Colleges Mean	Above/ Below Mean	2007 CCSSE Cohort Mean	Above/ Below Mean
9b. Providing the support you need to help you succeed at this college	2.74	2.94	▼	2.93	▼
9c. Encouraging contact among students from different economic, social, and racial or ethnic backgrounds	2.59	2.55		2.45	
9d. Helping you cope with your non-academic responsibilities (work, family, etc.)	2.00	1.97		1.90	
9e. Providing the support you need to thrive socially	2.12	2.14		2.08	
9f. Providing the financial support you need to afford your education	2.13	2.28		2.37	▼
13a1. Frequency: Academic advising/planning	1.70	1.71		1.74	
13b1. Frequency: Career counseling	1.52	1.53		1.43	

[NOTE: Directional arrows in charts highlight those items where your college falls notably above or below the mean of your comparison group. The items listed are significant at $p < .001$ with an effect size greater than or equal to .2.]