

2023 EADA Report

The Equity in Athletics Disclosure Act requires co-educational institutions of postsecondary education that participate in a Title IV, federal student financial assistance program, and have an intercollegiate athletic program, to prepare an annual report to the Department of Education on athletic participation, staffing, and revenues and expenses, by men's and women's teams.

Equity in Athletics data is available at: <http://ope.ed.gov/athletics>. This site provides data from College of Alameda and thousands of colleges and universities in a convenient searchable form.

Statute and Regulations

The Higher Education Opportunity Act (Public Law 110-315) (HEOA) was enacted on August 14, 2008. This law reauthorizes and extends the Higher Education Act of 1965, as amended. The Higher Education Act (HEA) provides the statutory authority for most of the programs and activities administered or conducted by the Office of Postsecondary Education, including requirements related to equity in athletics disclosure.

These [regulations](#) govern the consumer disclosure requirements for institutions that participate in the Federal student financial assistance programs.

The Equity in Athletics Disclosure Act (EADA) was designed to make prospective students and prospective student-athletes aware of an institution of higher education’s commitment to providing equitable athletic opportunities for its men and women students. The EADA requires the disclosure of information about varsity teams and the financial resources and personnel that the school dedicates to those teams. Any co-educational institution of higher education that participates in a federal student aid program must prepare an EADA report by October 15. Institutions must also report data to the U.S. Department of Education via an online survey. This is a mandatory survey. Data collected in this survey is published by the Office of Postsecondary Education on the Equity in Athletics Data Analysis website located at <http://ope.ed.gov/athletics>. In addition, the data collected in this survey is provided by institutions in accordance with the EADA and may not be the same as data used for determining compliance with other Federal or state laws, including Title IX of the Education Amendments of 1972.

2022-2023 EADA Survey Data

For 2022-2023, College of Alameda only offered Men’s Basketball. We did not have a Women's Volleyball team that year due to the lack of a coach. College of Alameda hired a new coach in the spring of 23.

2022-2023	Men	Women
Number of Full-Time Students	405	353

2022-2023	Men’s Teams	Women’s Teams
Number of Participants	14*	0*

*COA only has one Men’s team and one Women’s team, therefore no participants participate on a second or third varsity team.

2023 EADA Survey

Screening Questions

Please answer these questions carefully as your responses will determine which subsequent data entry screens are appropriate for your institution.

1. How will you report Operating (Game-day) Expenses?

- By Team Per Participant

2. Select the type of varsity sports teams at your institution.

- Men's Teams
- Women's Teams
- Coed Teams

3. Do any of your teams have assistant coaches?

- Yes
- Men's Teams
- Women's Teams
- Coed Teams
- No

If you save the data on this screen, then return to the screen to make changes, note the following:

- 1) If you select an additional type of team remember to include associated data for that type of team on subsequent screens;
- 2) If you delete a type of team but have already entered associated data on other screens, all associated data for that type of team will be deleted from subsequent

screens. However, because the survey system has to recalculate the totals, you must re-save every screen.

Sports Selection - Men's Teams

Select the varsity sports teams at your institution.

Men's	Sport	Men's	Sport
<input type="checkbox"/>	Archery	<input type="checkbox"/>	Badminton
<input type="checkbox"/>	Baseball	<input checked="" type="checkbox"/>	Basketball
<input type="checkbox"/>	Beach Volleyball	<input type="checkbox"/>	Bowling
<input type="checkbox"/>	Cross Country	<input type="checkbox"/>	Diving
<input type="checkbox"/>	Equestrian	<input type="checkbox"/>	Fencing
<input type="checkbox"/>	Football	<input type="checkbox"/>	Golf
<input type="checkbox"/>	Gymnastics	<input type="checkbox"/>	Ice Hockey
<input type="checkbox"/>	Lacrosse	<input type="checkbox"/>	Rifle
<input type="checkbox"/>	Rodeo	<input type="checkbox"/>	Rowing
<input type="checkbox"/>	Sailing	<input type="checkbox"/>	Skiing
<input type="checkbox"/>	Soccer	<input type="checkbox"/>	Squash
<input type="checkbox"/>	Swimming	<input type="checkbox"/>	Swimming and Diving (combined)
<input type="checkbox"/>	Table Tennis	<input type="checkbox"/>	Team Handball
<input type="checkbox"/>	Tennis	<input type="checkbox"/>	Track and Field (Indoor)
<input type="checkbox"/>	Track and Field (Outdoor)	<input type="checkbox"/>	Track and Field and Cross Country (combined)

- Volleyball Water Polo
- Weight Lifting Wrestling
- Other Varsity Sports (**Specify sports in the caveat box.)***
-

Caveat (Specify Other Varsity Sports):

*Use the caveat to list the "Other Varsity Sports" if you checked the box above. You should only include intercollegiate varsity sports in your EADA disclosures.

*The caveat on this screen is for internal use and does not appear on the EADA Dissemination Website (public site). If you want information to appear on the public site, enter it on the Athletic Participation screen.

If you save the data on this screen, then return to the screen to make changes, note the following:

- 1) If you select an additional team remember to include associated data for that sport on subsequent screens;
- 2) If you delete a sport but have already entered associated data on other screens, all associated data for that sport will be deleted from subsequent screens. However, because the survey system has to recalculate the totals, you must re-save every screen.

Athletics Participation - Men's Teams

Enter the number of participants as of the day of the first scheduled contest.

Varsity Teams

Men's Teams

Basketball

14

Total Participants Men's Teams

14

Unduplicated Count of Participants

(This is a head count. If an individual participates on more than one team, count that individual only once on this line.)

14

CAVEAT

(For each men's or women's team that includes opposite sex participants, specify the number of male and the number of female students on that team in this caveat box. This does not apply for coed teams. Additionally, provide any other clarifying information here.)

If you save the data on this screen, then return to the screen to make changes, please note you must re-save every screen because the survey system has to recalculate the totals.

Head Coaches - Men's Teams

For each men's team, indicate whether the head coach is male or female, was assigned to the team on a full-time or part-time basis, and whether the coach was employed by the institution on a full-time basis or on a part-time or volunteer basis, by entering a 1 in the appropriate field.

The Swimming and Diving (combined) fields allow up to 2 head coaches. The Track and Field and Cross Country (combined) fields allow up to 3.

Male Head Coaches


Female Head Coaches

Varsity Teams	Male Head Coaches				Female Head Coaches				Total Head Coaches
	Assigned to Team on a Full-Time Basis	Assigned to Team on a Part-Time Basis	Full-Time Institution Employee	Part-Time Institution Employee or Volunteer	Assigned to Team on a Full-Time Basis	Assigned to Team on a Part-Time Basis	Full-Time Institution Employee	Part-Time Institution Employee or Volunteer	
Basketball	<input type="text" value="0"/>	<input type="text" value="1"/>	<input type="text" value="0"/>	<input type="text" value="1"/>	<input type="text" value="0"/>	<input type="text" value="0"/>	<input type="text" value="0"/>	<input type="text" value="0"/>	<input type="text" value="1"/>
Coaching Position Totals	<input type="text" value="0"/>	<input type="text" value="1"/>	<input type="text" value="0"/>	<input type="text" value="1"/>	<input type="text" value="0"/>	<input type="text" value="0"/>	<input type="text" value="0"/>	<input type="text" value="0"/>	<input type="text" value="1"/>

CAVEAT

Head Coaches' Salaries - Men's Teams

Men's Teams

Average Annual Institutional Salary per Head Coaching Position (for coaching duties only)	4,653
Number of Head Coaching Positions Used to Calculate the Average	1
Number of Volunteer Head Coaching Positions (Do not include these coaches in your salary or FTE calculations.)	0
Average Annual Institutional Salary per Full-time equivalent (FTE)	77,550
Sum of Full-Time Equivalent (FTE) Positions Used to Calculate the Average	0.06 

CAVEAT

Head Coaches are paid stipends, per union contract.

Assistant Coaches - Men's Teams

For each men's team, indicate whether the assistant coach is male or female, was assigned to the team on a full-time or part-time basis, and whether the coach was employed by the institution on a full-time basis or on a part-time or volunteer basis, by entering a 1 in the appropriate field.

Male Assistant Coaches

Female Assistant Coaches

Varsity Teams	Assigned to Team on a Full-Time Basis	Assigned to Team on a Part-Time Basis	Full-Time Institution Employee	Part-Time Institution Employee or Volunteer	Assigned to Team on a Full-Time Basis	Assigned to Team on a Part-Time Basis	Full-Time Institution Employee	Part-Time Institution Employee or Volunteer	Total Assistant Coaches
---------------	---------------------------------------	---------------------------------------	--------------------------------	---	---------------------------------------	---------------------------------------	--------------------------------	---	-------------------------

Basketball	<input type="text"/>	<input type="text" value="2"/>	<input type="text"/>	<input type="text" value="2"/>	<input type="text"/>	<input type="text"/>	<input type="text"/>	<input type="text"/>	<input type="text" value="2"/>
------------	----------------------	--------------------------------	----------------------	--------------------------------	----------------------	----------------------	----------------------	----------------------	--------------------------------

Coaching Position Totals	<input type="text" value="0"/>	<input type="text" value="2"/>	<input type="text" value="0"/>	<input type="text" value="2"/>	<input type="text" value="0"/>	<input type="text" value="0"/>	<input type="text" value="0"/>	<input type="text" value="0"/>	<input type="text" value="2"/>
--------------------------	--------------------------------	--------------------------------	--------------------------------	--------------------------------	--------------------------------	--------------------------------	--------------------------------	--------------------------------	--------------------------------

CAVEAT

Assistant Coaches' Salaries - Men's Teams

Enter only salaries and bonuses that your institution pays assistant coaches as compensation for coaching. Do not include benefits on this screen. Do not include volunteer coaches in calculating the average salary and the Full-Time Equivalent (FTE) Total. For help calculating the FTE total click on the Instructions link on this screen.

Men's Teams

Average Annual Institutional Salary per Assistant Coaching Position
 (for coaching duties only)

Number of Assistant Coaching Positions Used to Calculate the Average

Number of Volunteer Assistant Coaching Positions
 (Do not include these coaches in your salary or FTE calculations.)

Average Annual Institutional Salary per Full-time equivalent (FTE)

71,429

Sum of Full-Time Equivalent (FTE) Positions Used to Calculate the Average

0.07



CAVEAT

Athletically Related Student Aid - Men's Teams

Athletically related student aid is any scholarship, grant, or other form of financial assistance, offered by an institution, the terms of which require the recipient to participate in a program of intercollegiate athletics at the institution. Other student aid, of which a student-athlete simply happens to be the recipient, is not athletically related student aid. If you do not have any aid to report, enter a 0.

Men's Teams

Amount of Aid

0

Ratio (percent)

0

CAVEAT

College of Alameda does not provide athletically-related student aid.

Recruiting Expenses - Men's Teams

Recruiting expenses are all expenses an institution incurs attributable to recruiting activities. This includes, but is not limited to, expenses for lodging, meals, telephone use, and transportation (including vehicles used for recruiting

purposes) for both recruits and personnel engaged in recruiting, and other expenses for official and unofficial visits, and all other expenses related to recruiting. If you do not have any recruiting expenses to report, enter a 0.

Men's Teams

Total

CAVEAT

College of Alameda does not spend funds to recruit student athletes.

Operating (Game-Day) Expenses - Men's Teams by Team

Operating expenses are all expenses an institution incurs attributable to home, away, and neutral-site intercollegiate athletic contests (commonly known as "game-day expenses"), for (A) Lodging, meals, transportation, uniforms, and equipment for coaches, team members, support staff (including, but not limited to team managers and trainers), and others; and (B) Officials.

For a sport with a men's team and a women's team that have a combined budget, click [here](#) for special instructions. Report actual numbers, not budgeted or estimated numbers. Please do not round beyond the next dollar.

Men's Teams

Varsity Teams	Participants	Operating Expenses per Participant	By Team
Basketball	<input type="text" value="14"/>	<input type="text" value="1,245"/>	<input type="text" value="17,427"/>
Total Operating Expenses Men's Teams	<input type="text" value="14"/>	<input type="text" value="17,427"/>	

CAVEAT

Note: This screen is for game-day expenses only.

Total Expenses - Men's Teams

Enter all expenses attributable to intercollegiate athletic activities. This includes appearance guarantees and options, athletically related student aid, contract services, equipment, fundraising activities, operating expenses, promotional activities, recruiting expenses, salaries and benefits, supplies, travel, and any other expenses attributable to intercollegiate athletic activities.

Report actual numbers, not budgeted or estimated numbers. Please do not round beyond the next dollar.


Varsity Teams

Men's Teams

Basketball	<input type="text" value="38,033"/>
------------	-------------------------------------

Total Expenses of all Sports, Except Football and Basketball, Combined	<input type="text"/>
--	----------------------

Total Expenses Men's Teams	<input type="text" value="38,033"/>
----------------------------	-------------------------------------

Not Allocated by Gender/Sport (Expenses not attributable to a particular sport or sports)	<input type="text" value="65,620"/> 
---	---

Grand Total Expenses	<input type="text" value="103,653"/>
-----------------------------	--------------------------------------

CAVEAT

Total Revenues - Men's Teams


Your total revenues must cover your total expenses.

Enter all revenues attributable to intercollegiate athletic activities. This includes revenues from appearance guarantees and options, an athletic conference, tournament or bowl games, concessions, contributions from alumni and others, institutional support, program advertising and sales, radio and television, royalties, signage and other sponsorships, sport camps, state or other government support, student activity fees, ticket and luxury box sales, and any other revenues attributable to intercollegiate athletic activities.

Report actual numbers, not budgeted or estimated numbers. Please do not round beyond the next dollar.

Varsity Team

Men's Teams

Basketball	<input type="text" value="38,033"/>
Total Revenues of all Sports, Except Football and Basketball, Combined	<input type="text"/>
Total Revenues Men's Teams	<input type="text" value="38,033"/>
Not Allocated by Gender/Sport (Revenues not attributable to a particular sport or sports)	<input type="text" value="65,620"/> 
Grand Total for all Teams (includes by team and not allocated by gender/sport)	<input type="text" value="103,653"/>

CAVEAT

Summary - Men's Teams

Your Grand Total Revenues must be equal to or greater than your Grand Total Expenses or you will not be able to lock your survey.

Men's Teams

1	<u>Total of Head Coaches' Salaries</u>	4,653
2	<u>Total of Assistant Coaches' Salaries</u>	5,000

3	<u>Total Salaries (Lines 1+2)</u>	9,653
4	<u>Athletically Related Student Aid</u>	0
5	<u>Recruiting Expenses</u>	0
6	<u>Operating (Game-Day) Expenses</u>	17,427
<hr/>		
7	<u>Summary of Subset Expenses (Lines 3+4+5+6)</u>	27,080
8	<u>Total Expenses for Teams</u>	38,033
<hr/>		
9	<u>Total Expenses for Teams Minus Subset Expenses (Line 8 – Line 7)</u>	10,953
10	<u>Not Allocated Expenses</u>	65,620
11	<u>Grand Total Expenses (Lines 8+10)</u>	103,653
12	<u>Total Revenues for Teams</u>	38,033
13	<u>Not Allocated Revenues</u>	65,620
14	<u>Grand Total Revenues (Lines 12+13)</u>	103,653
15	<u>Total Revenues for Teams minus Total Expenses for Teams (Line 12-Line 8)</u>	0
16	<u>Grand Total Revenues Minus Grand Total Expenses (Line 14- Line 11)</u>	0
<hr/>		

To return to a data entry screen, click on the link in the [Navigation Menu](#).
To proceed to the Supplemental Information screen, click on the link in the [Navigation Menu](#) or click on the "Next" button on this screen.

Supplemental Information (optional)

This screen may be used to help the reader better understand the data you have provided, or to help a prospective student-athlete make an informed choice of an athletics program.

This information will be viewable on the EADA public website. Please do not include the names of individuals or write messages to the help desk.

To explain specific data entered on a previous screen, please use the caveat box on that screen.

