



2024-25 Annual Program Update - Sociology

Program Overview

Please verify your program's mission statement and program's learning outcomes below, and make any corrections necessary.

Mission Statement

The mission of the COA Sociology Department is to prepare our students to succeed academically as sociology transfer students and to be able to think critically as workers and citizens. Through our array of lower division courses that provide training in research methods and exposure to classic and cutting-edge research, students build a solid foundation for sociological success.

Sociology – A.A. Degree Program Learning Outcomes

1. After earning an AA degree in sociology, you will be able to transfer to a four-year college or university with robust sociological training.
2. After earning an AA degree in sociology, you will be able to apply your sociological imagination to promote the common good in business, the public sector, human service, and community contexts.

Associate Of Arts Degree In Sociology For Transfer - AA-T Degree Program Learning Outcomes

(Types below are from CurriQunet META; may need an update)

1. Define the core concepts of sociology (sociological theories, social structures, culture, social inequality and stratification, race, ethnicity, gender, and globalization). {Foundational Knowledge in Sociology}
2. Apply a working sociological imagination to everyday life with a commitment to social justice and equality in our diverse world. {Critical Sociological Thinking}
3. Successfully transfer to a four-year college/university with robust sociological training. {Personal Enrichment & Lifelong Learning – Sociological Efficacy}

List your program faculty and/or staff, and indicate whether they are full-time or part-time.

Sabeen Sandhu, Ph.D. MPH (Full-Time)
Jody Campbell MA (Joint Appointment w/AFRAM; Ethnic Studies) (Full-Time)
Richard Harris MA (Part-Time)
Giselle Hendrie MA (Part-Time)
Araceli Quezada MA (Part-Time)
Niku Sharei MA (Part-Time)
Olga Fish MA (Part-Time | Business Instructor FSA in SOC)

Describe your current utilization of facilities, including labs and other space.

Beginning Spring 2022 our department returned to in person instruction in College of Alameda's new building. Due to the COVID-19 pandemic, we were initially able to fill only one in person course per semester (Spring 2022; Fall 2022; and Spring 2023). However, in Fall 2023 one in person course and one hybrid w/in-person class meetings filled. In the Spring of 2024 we filled two in-person sections. Finally, in Fall of 2024 we are offering 4 in-person sections: 2 SOC 1 sections; 1 SOC 2 section; and 1 SOC 5 section.

Students are utilizing the smart classrooms in the new LSA building, well-designed common space conducive for group work and discussions, as well as the College of Alameda library. All in-person classes have benefitted from COA's library instruction and the use of college provided Chromebooks. On Tuesdays, Sociology students are visiting the F-Building for Tasty Tuesdays and the Food Bank. They are also using the Campus Wellness Center. Instructors have scheduled presentations from the Campus Wellness Center about resources.

The department utilizes technological and virtual facilities available at COA and PCCD (ex. Canvas LMS, Educational Applications, the Library's Website, and COA's website). Faculty also attend Professional Development Days on Campus.

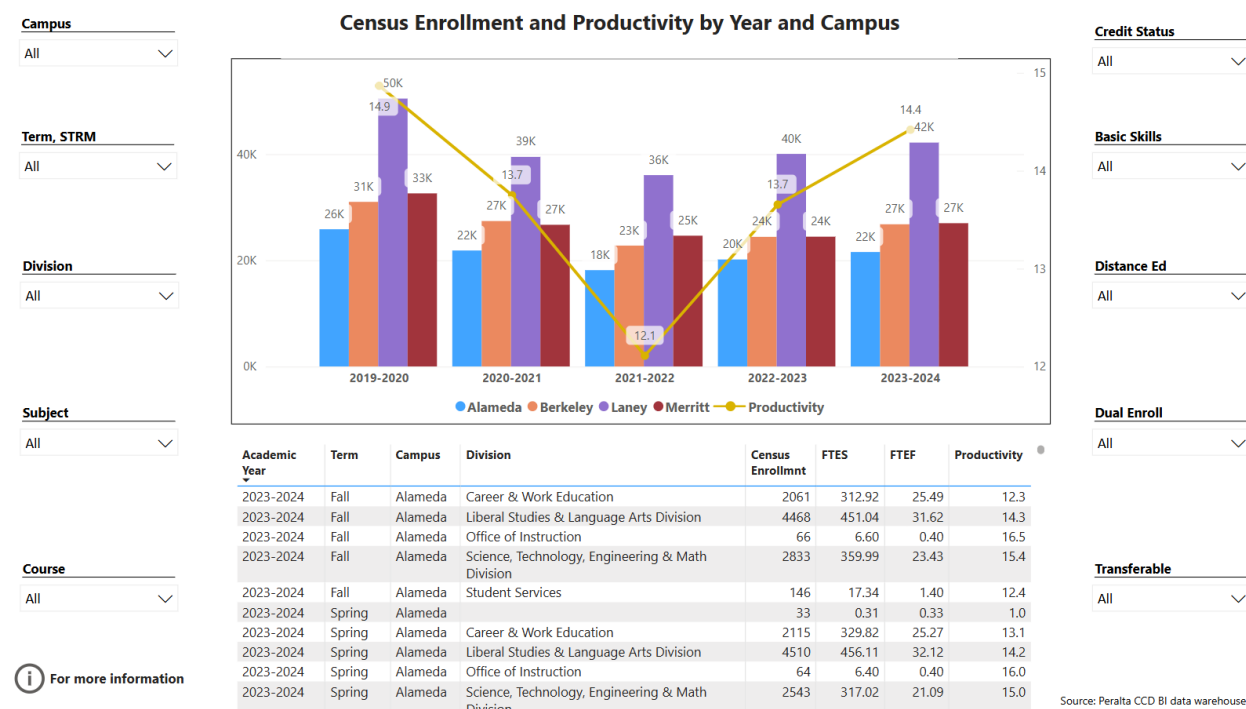
The Program Goals below are from your most recent Program Review or APU. If none are listed, please add your most recent program goals. Then, indicate the status of this goal, and which College and District goal your program goal aligns to. If your goal has been completed, please answer the follow up question regarding how you measured the achievement of this goal.

Program Goal	Define core concepts of sociology (sociological theories, social structures, culture, social inequality and stratification, race/ethnicity, gender, and globalization). [Foundational knowledge in Sociology]
Status: In-Progress or Complete? If complete, give a brief description of how you measured the goal completion.	Complete Assessed by meetings SLOs across courses taught in the department and analysis of course completion rates.
Which college or district goal is aligned with your program goal?	Aligned to COA ILOs: (1) solve problems and make decisions in life and work using critical thinking, quantitative reasoning, community resources, and civil engagement. (2) Use technology and written and oral communication to discover, develop, and relate critical ideas in multiple environments. (3) Exhibit aesthetic reflection to promote, participate and contribute to human development, expression, creativity, and curiosity. (4) Engage in respectful interpersonal communications, acknowledging ideas and values of diverse individuals that represent different ethnic, racial, cultural, and gender expressions. (5) Accept personal, civic, social and environmental responsibility in order to become a productive local and global community member

Program Goal	Apply a working sociological imagination to everyday life with a commitment to social justice and equality in our diverse world. [Critical Sociological Thinking]
Status: In-Progress or Complete? If complete, give a brief description of how you measured the goal completion.	Complete Assessed by meeting SLOs of all courses taught across the department.
Which college or district goal is aligned with your program goal?	Aligned to COA ILOs: (1) solve problems and make decisions in life and work using critical thinking, quantitative reasoning, community resources, and civil engagement. (2) Use technology and written and oral communication to discover, develop, and relate critical ideas in multiple environments. (3) Exhibit aesthetic reflection to promote, participate and contribute to human development, expression, creativity, and curiosity. 2023-24 Program Review - Instructional – Page 3 (4) Engage in respectful interpersonal communications, acknowledging ideas and values of diverse individuals that represent different ethnic, racial, cultural, and gender expressions. (5) Accept personal, civic, social and environmental responsibility in order to become a productive local and global community member.

Program Goal	Successfully transfer to a four-year college/university with robust sociological training [Personal Enrichment & Lifelong Learning – Sociological Efficacy]
Status: In-Progress or Complete? If complete, give a brief description of how you measured the goal completion.	<p>Complete Assessment of this program goal involves examination of the number of AA-T degrees awarded and an exit survey students complete at the end of the Spring semester. The number of AA-T degrees awarded has declined from a peak of 32 in 2019 to 19 in 2023-2024. COA awarded 11 Associate in Arts and 8 Associate in Arts for Transfer Sociology degrees.</p> <p>This could be a result of many students taking Sociology courses at COA who have different declared Peralta home campuses. Comparatively, BCC awarded 29 AA-T degrees and Meritt awarded 4. More outreach or publicization of our degree programs may be useful. Additionally, the department is participating in the current Guided Pathways map updating project (for both PT and FT students).</p> <p>Also, it is difficult to determine if students earned a terminal AA or AA-T degree or also transferred to a four-year institution. Nevertheless, degrees awarded in the academic year of 2023- 2024 remained flat and were slightly lower than the 2023 peak.</p>
Which college or district goal is aligned with your program goal?	Aligned to COA ILOs: (1) solve problems and make decisions in life and work using critical thinking, quantitative reasoning, community resources, and civil engagement. Program Review – Annual Program Update – Page 5 (2) Use technology and written and oral communication to discover, develop, and relate critical ideas in multiple environments. (3) Exhibit aesthetic reflection to promote, participate and contribute to human development, expression, creativity, and curiosity. (4) Engage in respectful interpersonal communications, acknowledging ideas and values of diverse individuals that represent different ethnic, racial, cultural, and gender expressions. (5) Accept personal, civic, social and environmental responsibility in order to become a productive local and global community member.

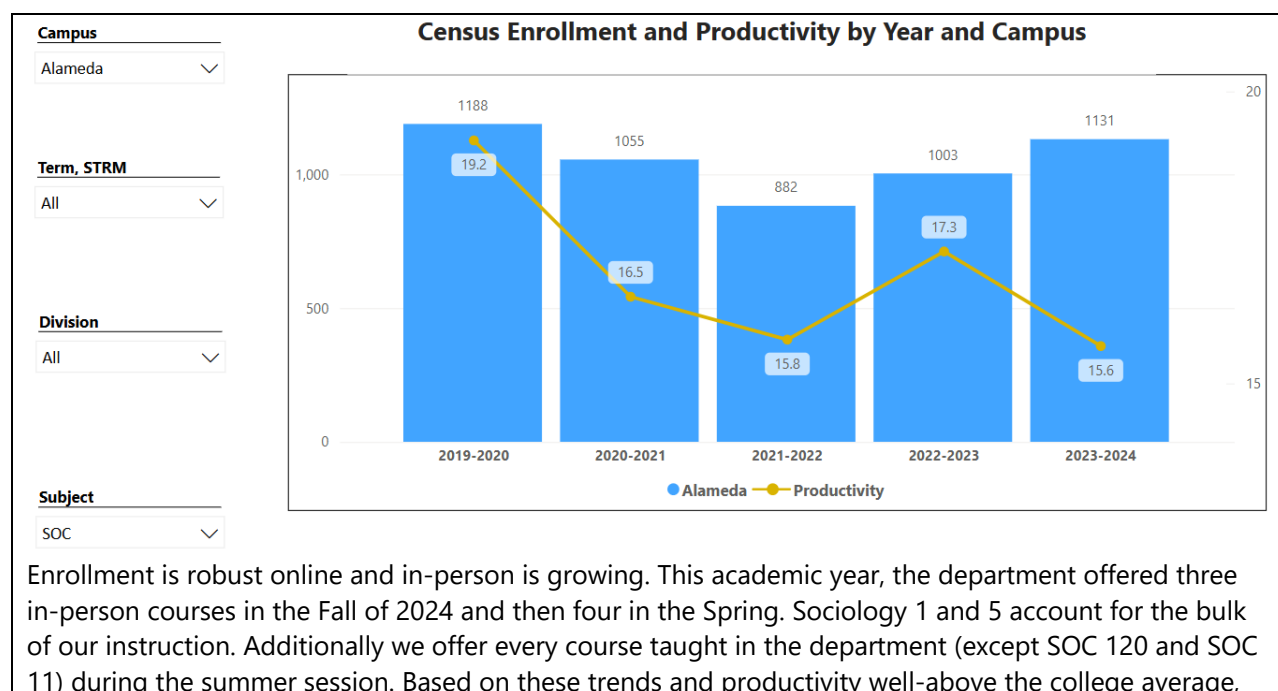
Program Update – Enrollment Trends, Success Rates, and Degrees & Certificates



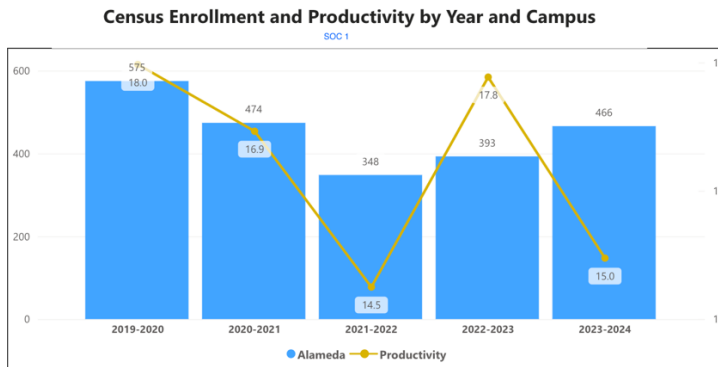
Enrollment Trends Power BI dashboard

Note: Please consider the most recent years when answering the questions below. Data with default filter is provided below. Use the link above to explore the data further.

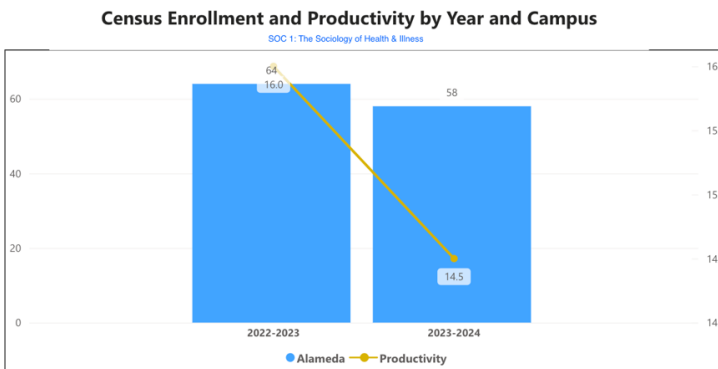
Discuss recent enrollment trends. District-wide enrollment trends are shown above for comparison.



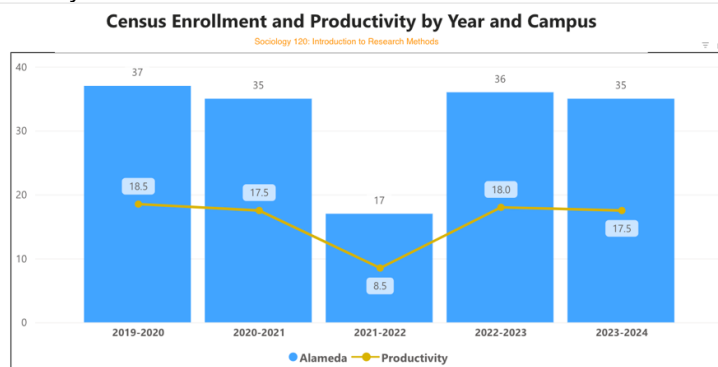
we require an additional full-time Sociology Instructor. The department has difficulty staffing courses in-person and also dual enrollment offerings. We also receive requests from international universities and the prison system that are difficult to fill as all of our part-time instructors hold full-time jobs that often prevent them from in-person instruction.



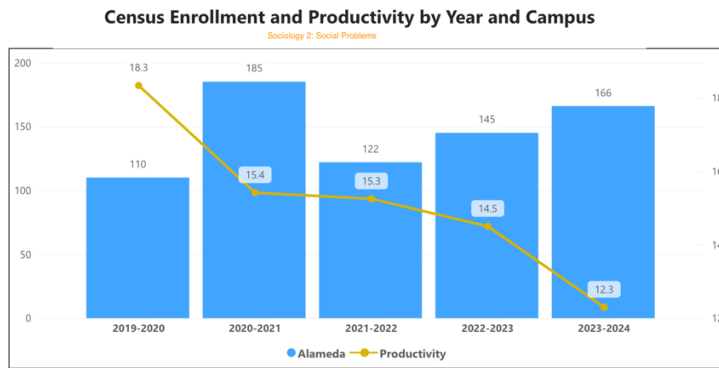
Enrollment in SOC 1 sections remains robust and productivity above the college average.



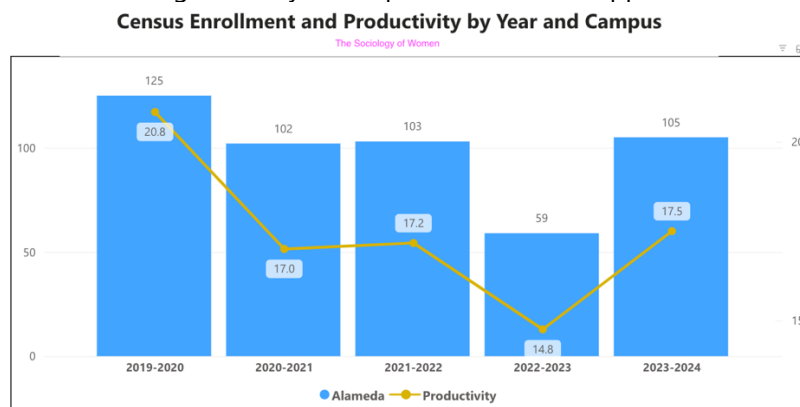
Soc 11 is a new course, but interests will continue to grow as well as enrollment and productivity as it was recently articulated to the CSUs and UCs.



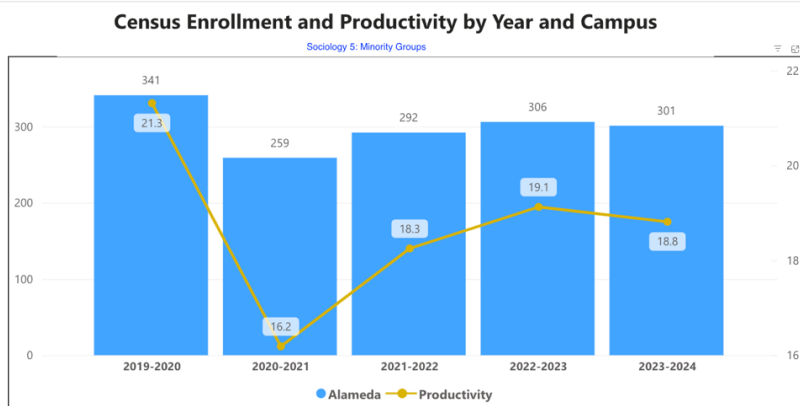
We continue to coordinate with our sister Peralta Colleges in the scheduling of SOC 120 and offer it in the Spring semester only so the courses will fill across colleges. Enrollment is stable as well as productivity.



The in-person sections of SOC 2 remain underenrolled, but with greater dissemination of our in-person offerings, the department hopes to improve productivity. Many students enroll in in-person courses without knowing that they are in-person and are dropped or withdraw as a result.



Enrollment and productivity in SOC 3 has increased to the levels of prior academic years.



SOC 5 is our 2nd most enrolled course. Enrollment and productivity remain robust. This course is offered in a variety of modalities and start dates.

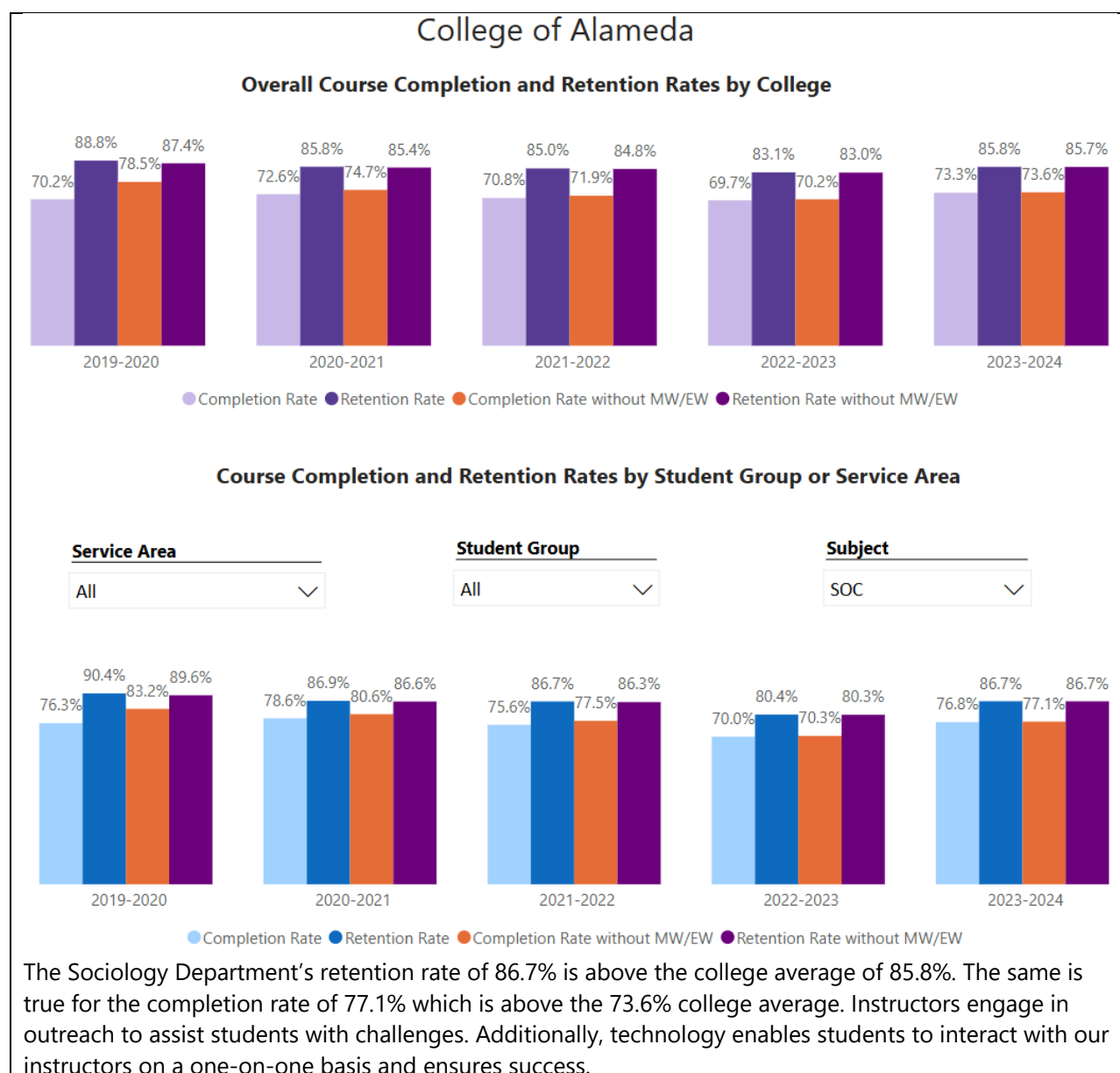
[Course Completion Power BI Dashboard #1](#)

[Course Completion Power BI Dashboard #2](#)

[Institutional Set Standards](#)

Consider your course completion rates in recent years (% of student who earned a grade of "C" or better). Data with default filter is provided below. Use the link above to explore the data further.

How does the course completion rate for your program or discipline compare to your college's Institutional Set Standard for course completion (70% with stretch goal of 77%)? Also discuss the retention rate for your program or discipline, compared to the college average shown in data below, as well as what the discipline, department, or program has done to improve course completion and retention rates.



Sum of Censi	1143	Overall Success Rate		(ALL) AY2023-24			
Sum of Succ	849		74.28%				
Ethnicity ▾	Sum of Census Headcount	Sum of Success Headcount	Group Success Rate	Non-Group Success Rate	PPG-1	MOE	
American Ind	4	3	75.0%	74.3%	0.7%	50.0%	
Asian	247	213	86.2%	71.0%	15.3%	6.4%	
Black / Africa	248	150	60.5%	78.1%	-17.6%	6.4%	
Hispanic / La	346	248	71.7%	75.4%	-3.7%	5.4%	
Pacific Island	3	2	66.7%	74.3%	-7.6%	57.7%	
Two or More	80	57	71.3%	74.5%	-3.3%	11.2%	
Unknown / NI	22	19	86.4%	74.0%	12.3%	21.3%	
White	193	157	81.3%	72.8%	8.5%	7.2%	
Grand Total	1143	849					
Gender ▾	Sum of Census Headcount	Sum of Success Headcount	Group Success Rate	Non-Group Success Rate	PPG-1	MOE	
F	729	542	74.3%	74.2%	0.2%	3.7%	
M	373	278	74.5%	74.2%	0.4%	5.2%	
X	41	29	70.7%	74.4%	-3.7%	15.6%	
Grand Total	1143	849					
Age Rang ▾	Sum of Census Headcount	Sum of Success Headcount	Group Success Rate	Non-Group Success Rate	PPG-1	MOE	
16-18	160	137	85.6%	72.4%	13.2%	7.9%	
19-24	585	454	77.6%	70.8%	6.8%	4.1%	
25-29	126	85	67.5%	75.1%	-7.7%	8.9%	
30-34	106	75	70.8%	74.6%	-3.9%	9.7%	
35-54	125	72	57.6%	76.3%	-18.7%	8.9%	
55-64	18	10	55.6%	74.6%	-19.0%	23.6%	
65 & Above	7	6	85.7%	74.2%	11.5%	37.8%	
Under 16	16	10	62.5%	74.4%	-11.9%	25.0%	
Grand Total	1143	849					
Foster Yo ▾	Sum of Census Headcount	Sum of Success Headcount	Group Success Rate	Non-Group Success Rate	PPG-1	MOE	
No	1101	824	74.8%	59.5%	15.3%	3.0%	
Yes	42	25	59.5%	74.8%	-15.3%	15.4%	
Grand Total	1143	849					
Low Inco ▾	Sum of Census Headcount	Sum of Success Headcount	Group Success Rate	Non-Group Success Rate	PPG-1	MOE	
N	283	229	80.9%	72.1%	8.8%	5.9%	
Y	860	620	72.1%	80.9%	-8.8%	3.4%	
Grand Total	1143	849					
SAS ▾	Sum of Census Headcount	Sum of Success Headcount	Group Success Rate	Non-Group Success Rate	PPG-1	MOE	
<input type="checkbox"/> Yes	70	45	64.3%	74.9%	-10.6%	12.0%	
<input type="checkbox"/> No	1073	804	74.9%	64.3%	10.6%	3.1%	
Grand Total	1143	849					
First Gen ▾	Sum of Census Headcount	Sum of Success Headcount	Group Success Rate	Non-Group Success Rate	PPG-1	MOE	
N	365	282	77.3%	72.9%	4.4%	5.2%	
X	154	116	75.3%	74.1%	1.2%	8.1%	
Y	624	451	72.3%	76.7%	-4.4%	4.0%	
Grand Total	1143	849					

Success rates disambiguated by race, age, foster youth status, income, SAS, and being a first-generation students reveal potential disproportionate impact for Black/African American Students, Students in the age cohorts of 35-54 and 55-64, low-income students, and SAS students.

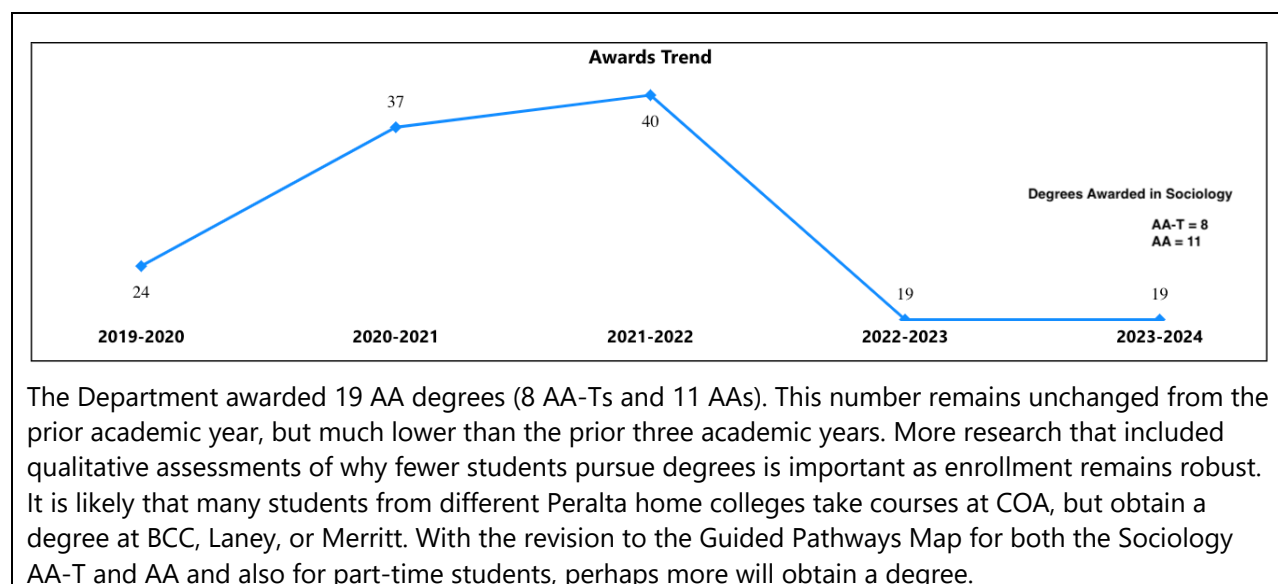
The following groups have negative PPG-1 values indicating lower success rates:

- (1) Among Black/African American Students, success rates could trail other students by 11.2% or as much as 24% in the worst case.
- (2) For the 35-54 Age Cohort, the true gap in success rates could be between 9.8% and 27.6%.
- (3) Among the 55-64 age Cohort, success rates could trail other students by just 4.6% or as much as 42.6% in the worst case.
- (3) Foster Youth success rates could trail other students by 5.4% or as much as 12.2% in the worst case.
- (4) SAS student success rates could trail other students by 7.5% or as much as 13.7% in the worst case.

Most of the Sociology Faculty have taken the online course on Equity in Online Education. This should allay course content and instructor as factors contributing to less success. Factors beyond the purview of instructors may be at play like larger discrimination and inequality that these groups face. Relatively new programs at COA like the Cares Team may help with outreach to improve success rates in these groups disproportionately impacted.

[Degrees & Certificates Power BI dashboard](#)











Please provide an update on the degrees and certificates offered by the discipline, department, or program. Below data shows the number of degrees and certificates awarded by year, for the past three years. Use the link above to explore the data further.



Describe any significant changes in the recent years and discuss what the changes mean to your program.

As mentioned above, the Sociology department has increased in-person course offerings. While they were slow to fill and underenrolled in the past two years, enrollment is improvement and interest. In the Spring of 2024, the Department offered three in-person courses. This Fall, we are offering 4. With this development, we need an additional Full-Time Sociology Instructor who can help with the demand for in-person instruction, online, and dual enrollment. We also hope to offer more courses in the following areas: (1) Applied Sociology; (2) Global Sociology; (3) Social Network Analysis; and (4) The Sociology of Popular Culture.

Describe the department's progress on Student Learning Outcomes (SLOs) and/or Service Area Outcomes (SAOs) since the last Program Review/APU.

Institution	Department	Title	Type	Status	Reports
▶ COA	A - BEHAVIORAL and SOCIAL SCIENCES	SOC 001 20770; 24338; 25379 SLO#1 Spring 2022	COA Assessment 1 - SLO Assessment	In Review	
▶ COA	A - BEHAVIORAL and SOCIAL SCIENCES	SOC 002 21057 SLO#1 Spring 2020	COA Assessment 1 - SLO Assessment	Active	
▶ COA	A - BEHAVIORAL and SOCIAL SCIENCES	SOC 002 21057 SLO1 FALL 2021	COA Assessment 1 - SLO Assessment	Active	
▶ COA	A - BEHAVIORAL and SOCIAL SCIENCES	SOC 002 40891 SLO 3 Fall 2021	COA Assessment 1 - SLO Assessment	Active	
▶ COA	A - BEHAVIORAL and SOCIAL SCIENCES	SOC 002 40891 SLO2 Fall 2021	COA Assessment 1 - SLO Assessment	Active	
▶ COA	A - BEHAVIORAL and SOCIAL SCIENCES	SOC 003 20702 SLO2 Spring 2020	COA Assessment 1 - SLO Assessment	Active	
▶ COA	A - BEHAVIORAL and SOCIAL SCIENCES	SOC 11 SLO #1 SPRING & FALL 2024 CCNs 20875 40887	COA Assessment 1 - SLO Assessment	In Review	
▶ COA	A - BEHAVIORAL and SOCIAL SCIENCES	SOC 11 SLO #2 SPRING 2024 CCN 20875	COA Assessment 1 - SLO Assessment	In Review	
▶ COA	A - BEHAVIORAL and SOCIAL SCIENCES	SOC 120 20838 SLO 1SPRING 2024	COA Assessment 1 - SLO Assessment	In Review	
▶ COA	A - BEHAVIORAL and SOCIAL SCIENCES	SOC 120 20936 SLO4 Spring 2021	COA Assessment 1 - SLO Assessment	Active	
▶ COA	A - BEHAVIORAL and SOCIAL SCIENCES	SOC 120 20944 SLO2 Spring 2023	COA Assessment 1 - SLO Assessment	In Review	
▶ COA	A - BEHAVIORAL and SOCIAL SCIENCES	SOC 120 20944 SLO3 Spring 2023	COA Assessment 1 - SLO Assessment	In Review	
▶ COA	A - BEHAVIORAL and SOCIAL SCIENCES	SOC 120 20944 SLO4 Spring 2023	COA Assessment 1 - SLO Assessment	In Review	
▶ COA	A - BEHAVIORAL and SOCIAL SCIENCES	SOC 120 21143 SLO3 Spring 2019	COA Assessment 1 - SLO Assessment	Active	
▶ COA	A - BEHAVIORAL and SOCIAL SCIENCES	SOC 2 SLO #1 Section Aggregate Spring & Fall 2024 CCNs 24711 & 44636	COA Assessment 1 - SLO Assessment	In Review	
▶ COA	A - BEHAVIORAL and SOCIAL SCIENCES	SOC 2 SLO #2 Section Aggregate Spring & Fall 2024 CCNs 24711 & 44636	COA Assessment 1 - SLO Assessment	In Review	
▶ COA	A - BEHAVIORAL and SOCIAL SCIENCES	SOC 5 25309 SLO 3 SPRING 2021	COA Assessment 1 - SLO Assessment	Active	
▶ COA	A - BEHAVIORAL and SOCIAL SCIENCES	SOC 5 46079 SLO3 FALL 2018	COA Assessment 1 - SLO Assessment	Active	
▶ COA	A - BEHAVIORAL and SOCIAL SCIENCES	SOC11 23079 SLO3 SPRING 2023	COA Assessment 1 - SLO Assessment	In Review	
▶ COA	A - BEHAVIORAL and SOCIAL SCIENCES	SOC120 20936 SLO1 Spring 2021	COA Assessment 1 - SLO Assessment	Active	
▶ COA	A - BEHAVIORAL and SOCIAL SCIENCES	Sociology Program Goal Assessment	COA Assessment 5 - Program Outcome by Section Aggregate	In Review	

Program Outcome and Student Learning Outcome data documents that our course outlines, instruction, and assessments are well-designed and serving our students well. SLO data from each course assessed documents that students met, or in most cases, exceeded success metrics. Instructors in our department are committed to being current in our field, up to date on educational technologies, and trained on the PCCD equity rubric as well as POCR certified courses.

Describe the outcomes and accomplishments from previous year's funded resource allocation request. If your program did not receive any allocations, leave the boxes blank.

Brief description of funded request	Source (any additional award outside your base allocation)	Total Award Amount	Outcome/Accomplishment
(Funded for Supplies Only)		\$1382.26 (Spent)	Basic Needs for Departmental and Classroom Function (ex. Pens, USB C Cords, Paper, Toner....)

Prioritized Resource Requests Summary

In the boxes below, please add resource requests for your program. If there are no resource requested, leave the boxes blank.

Resource Category	Description/Justification	Full-Time Equivalent Percentage	Salary Grade (if applicable)
Personnel: Classified Staff			
Personnel: Student Worker			
Personnel: Part Time Faculty			
Personnel: Full Time Faculty Request for a Full Time Sociology Instructor	The Sociology Department offers approximately 38 sections/courses per academic year. This number excludes dual enrollment courses which are in high demand. We are unable to staff. The addition of a full-time instructor would alleviate our instructor shortage and present the possibility of more in-person and dual enrollment instruction.	X	Instructor Dependent
Personnel: Full Time Faculty, future anticipated need			

Resource Category	Description/Justification	Total Estimated Cost
Professional Development: Department wide PD needed	PD Focused on New LTIs in CANVAS	Unknown
Professional Development: Personal/Individual PD needed		

--	--	--

Prioritized Resource Requests Summary - Continued

Resource Category	Description/Justification	Total Estimated Cost
Supplies: Software		
Supplies: Books, Magazines, and/or Periodicals	American Sociological Association Memberships for Department	FT Faculty \$292 PT Faculty \$360
Supplies: Instructional Supplies	Bulk Blue Books Paper Toner Pens	\$500
Supplies: Non-Instructional Supplies		
Supplies: Library Collections		

Resource Category	Description/Justification	Total Estimated Cost
Technology & Equipment: New	3-4 iPads for in-person instruction OWL Meeting Camera	\$3000
Technology & Equipment: Replacement		

--	--	--

Prioritized Resource Requests Summary - Continued

Resource Category	Description/Justification	Total Estimated Cost
Facilities: Classrooms		
Facilities: Offices		
Facilities: Labs		
Facilities: Other		

Resource Category	Description/Justification	Total Estimated Cost
Library: Library materials		
Library: Library collections		

Resource Category	Description/Justification	Total Estimated Cost
OTHER		